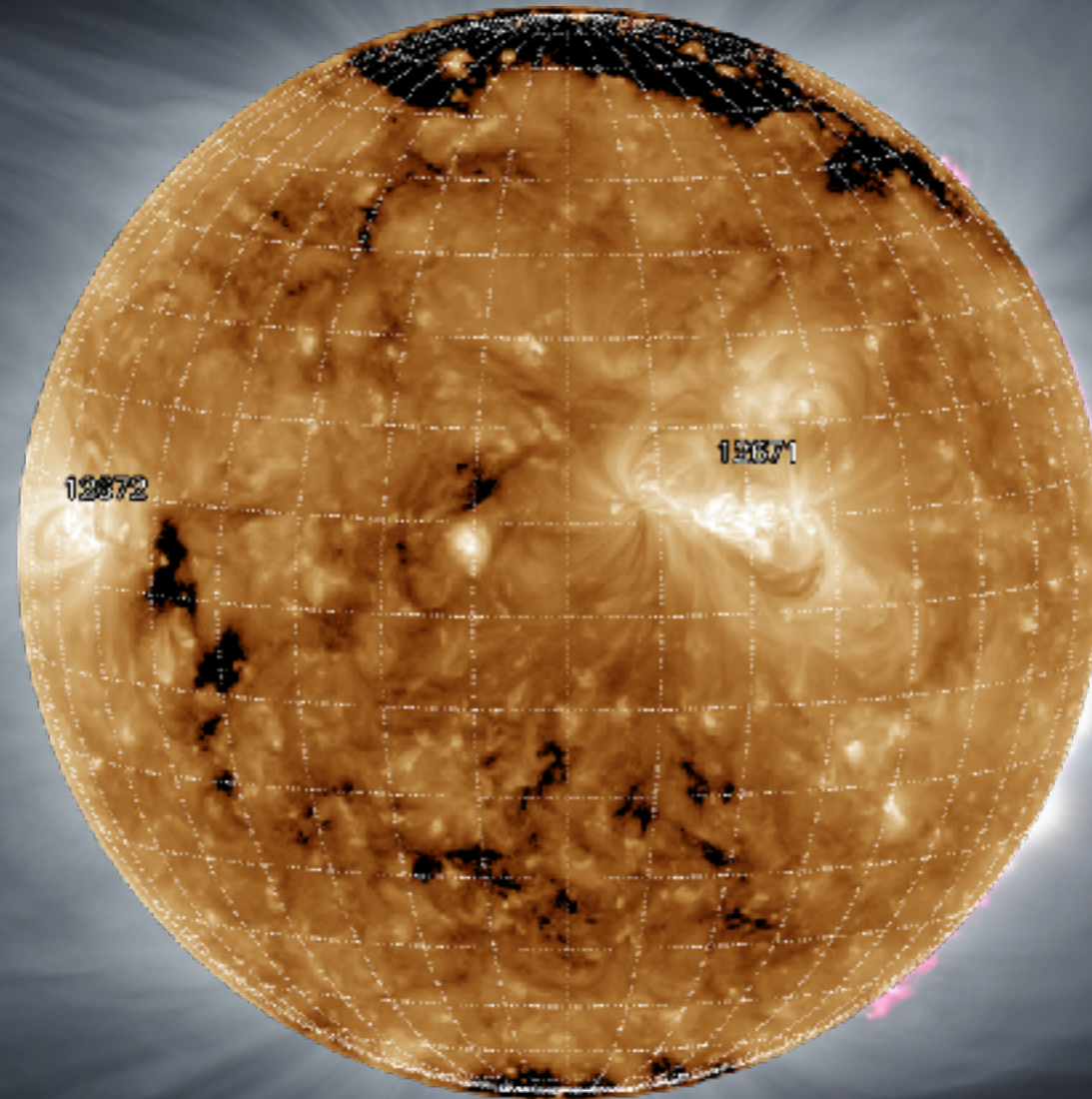


Plasma diagnostics from optically thin plasmas



Enrico Landi
University of Michigan

Plasma diagnostics: what we want to know

Anything we can

Thermal status

Electron density

Ion and electron temperatures

Plasma thermal distribution

Dynamics

Bulk motions

Non-thermal motions

Composition

Elemental abundances

Ion abundances

Magnetic field

Plan of the lecture

Focus on *EUV spectral line diagnostics only*

Topics:

1 - Basics of line formation mechanisms

2 - Plasma diagnostics techniques

A. Intensity ratios

B. Thermal structure

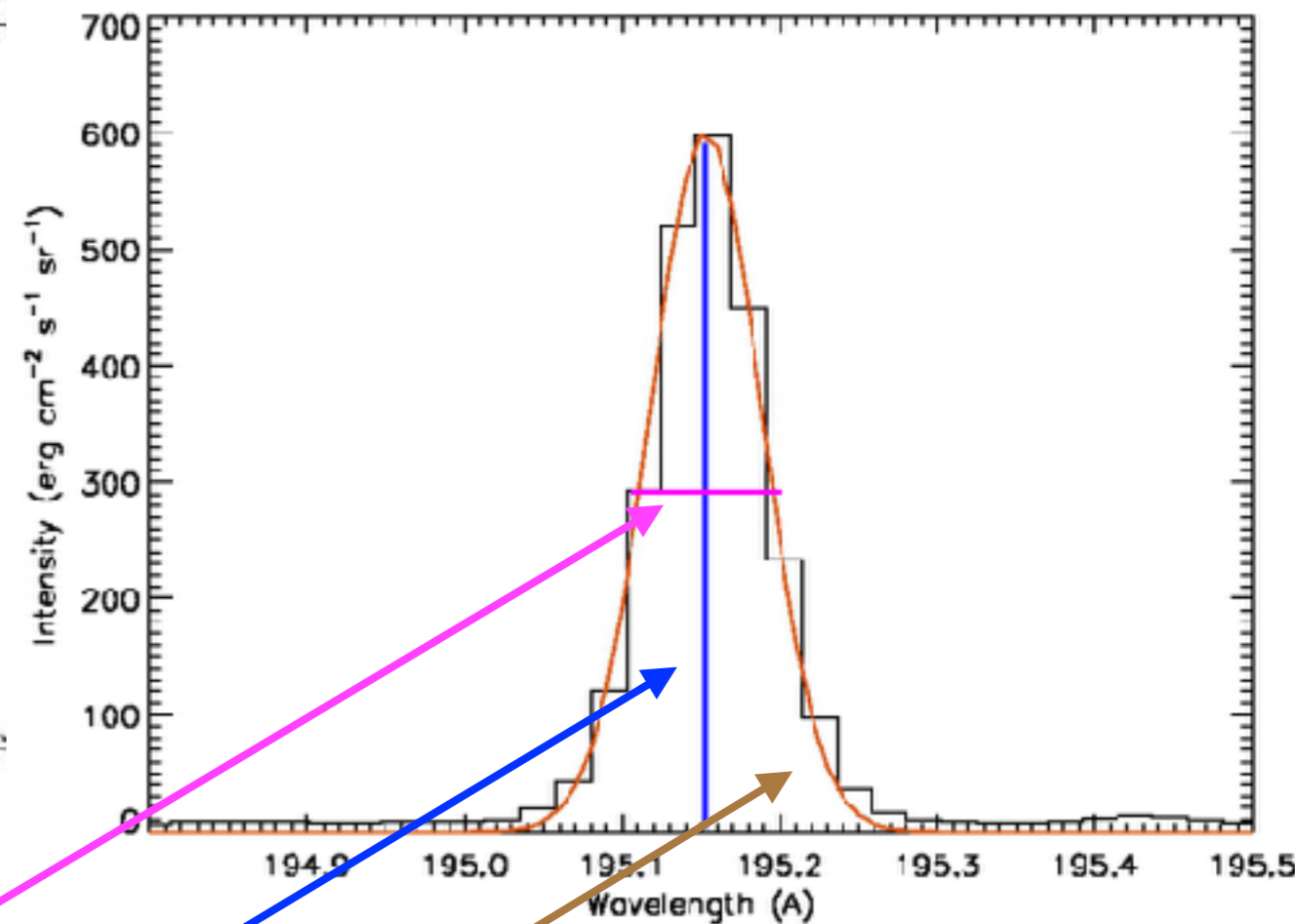
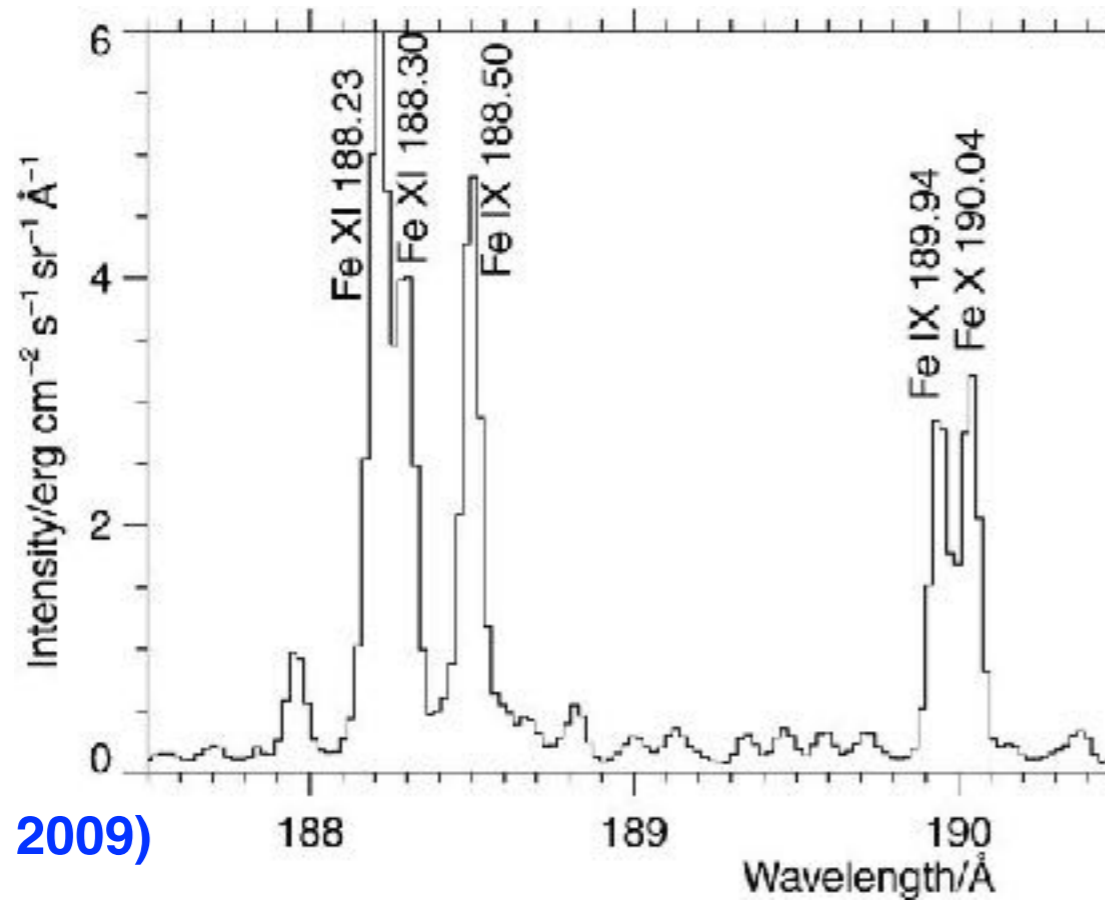
C. Line width

D. Ion temperatures

E. Wind speed

Will neglect: *magnetic field (DKIST, UCoMP)*

What we measure



Spectral lines

Line width

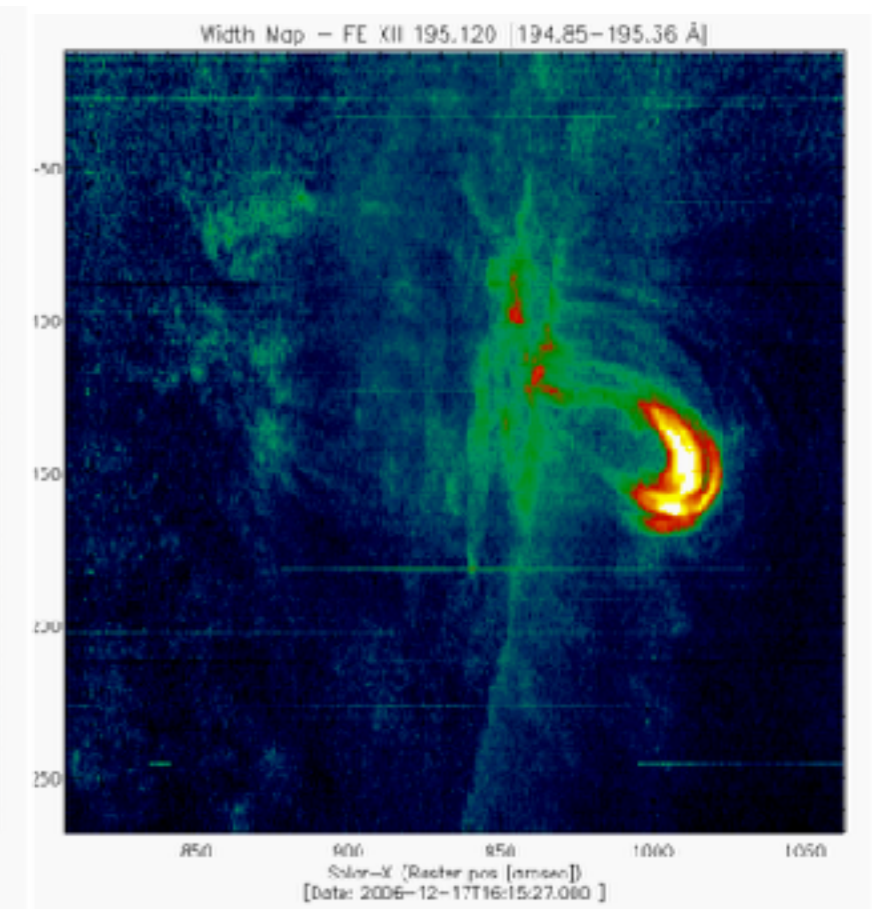
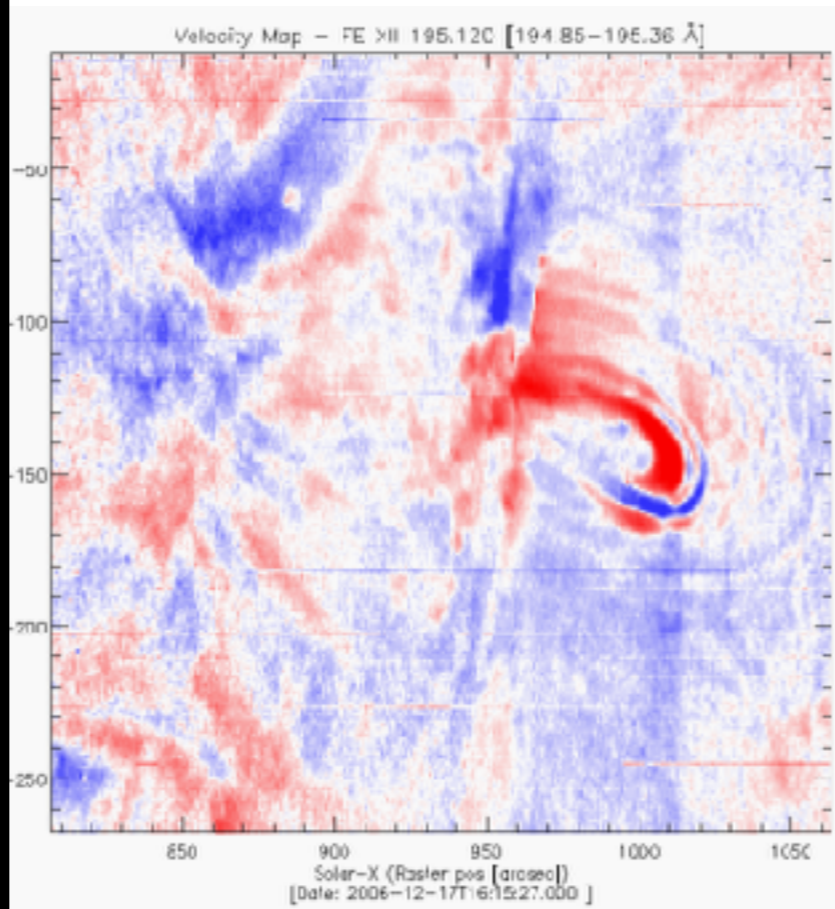
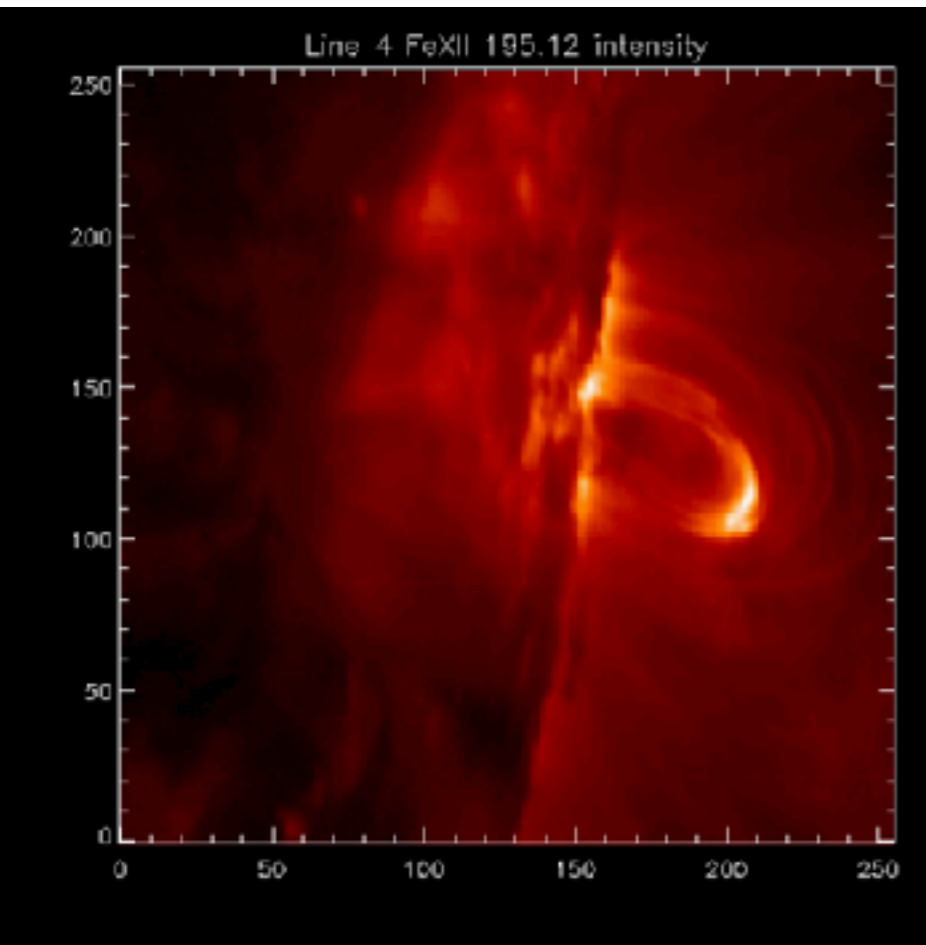
Line centroid

Line flux or intensity (the area)

How: Gaussian fitting of observed lines

How to use the measurements

(Courtesy Hinode/EIS team)



Line intensity

Many plasma
parameters

Line centroid

Line-of-sight
bulk speed

Line width (FWHM)

Non-thermal dynamics
ion temperatures

$$\frac{\lambda - \lambda_{ij}}{\lambda_{ij}} = \frac{v}{c}$$

$$FWHM = \frac{\lambda_{ji}}{c} \sqrt{4 \ln 2 \left(\frac{2k_B T_{ion}}{M} + v_{nth}^2 \right)}$$

How to use the line intensity

Line intensities

Electron density and temperature
Plasma thermal structure
Element abundances

Line polarization

Magnetic field

Exotic techniques

Absorption
Techniques for simultaneous diagnostics
Empirical modeling

The solar coronal spectrum

The ingredients — individual volume dV

$$dW_{ji} = N_j(X^{+m}) A_{ji} h\nu_{ji} dV \quad \text{erg s}^{-1} \quad \text{Emitted power}$$

$$h\nu_{ji} = E_j - E_i \quad \text{Transition energy}$$

$$A_{ji} \quad \text{Einstein coefficient}$$

$$N_j(X^{+m}) \quad \text{Number density of emitters}$$

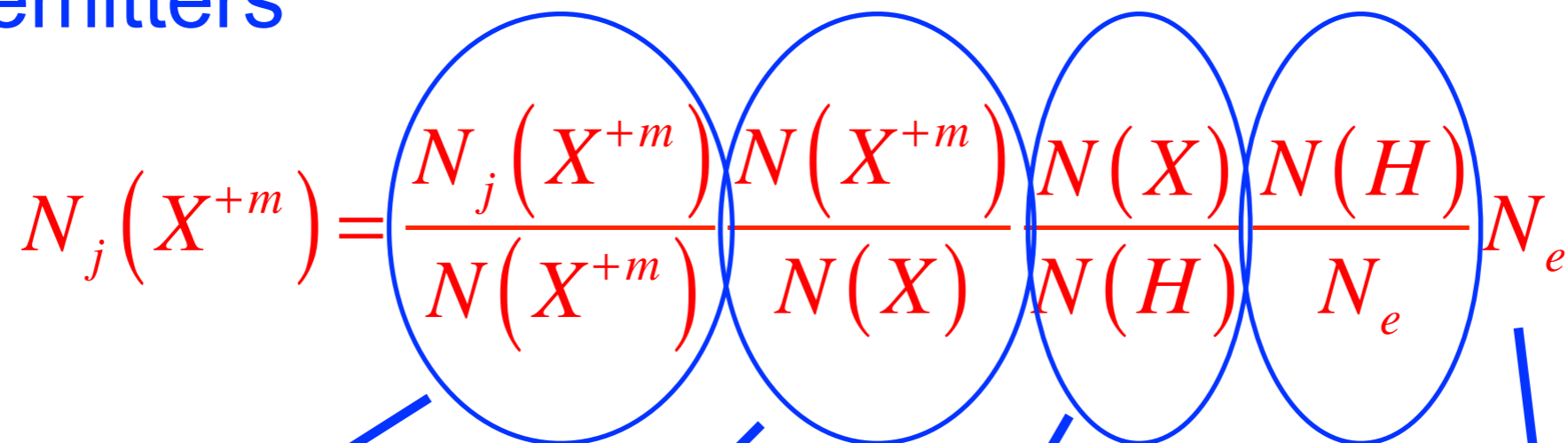
$$dV = S dx \quad \text{Emitting volume}$$

The optically thin assumption

$$F = \frac{S}{4\pi d^2} \int_{-\infty}^{+\infty} N_j(X^{+m}) A_{ji} h\nu_{ji} dx$$

The solar coronal spectrum

The interesting physics is in the number density of emitters

$$N_j(X^{+m}) = \frac{N_j(X^{+m})}{N(X^{+m})} \frac{N(X^{+m})}{N(X)} \frac{N(X)}{N(H)} \frac{N(H)}{N_e} N_e$$


Level population

Ion population
(the charge state composition)

Electron density

Free electron/hydrogen ratio

Element abundance

Absolute abundance = abundance relative to H

The solar coronal spectrum

Each of these terms is our gateway to plasma properties

$$\frac{N_j(X^{+m})}{N(X^{+m})} = f(T_e, N_e)$$

Used for electron density
and temperature diagnostics

$$\frac{N(X^{+m})}{N(X)} = f(T_e)$$

Used for thermal structure
diagnostics

$$\frac{N(X)}{N(H)}$$

Used for element abundance
diagnostics

$$\frac{N(H)}{N_e} = f(T_e)$$

T-sensitive below 100,000K

$$N_e$$

Denser plasmas will emit more

The level population

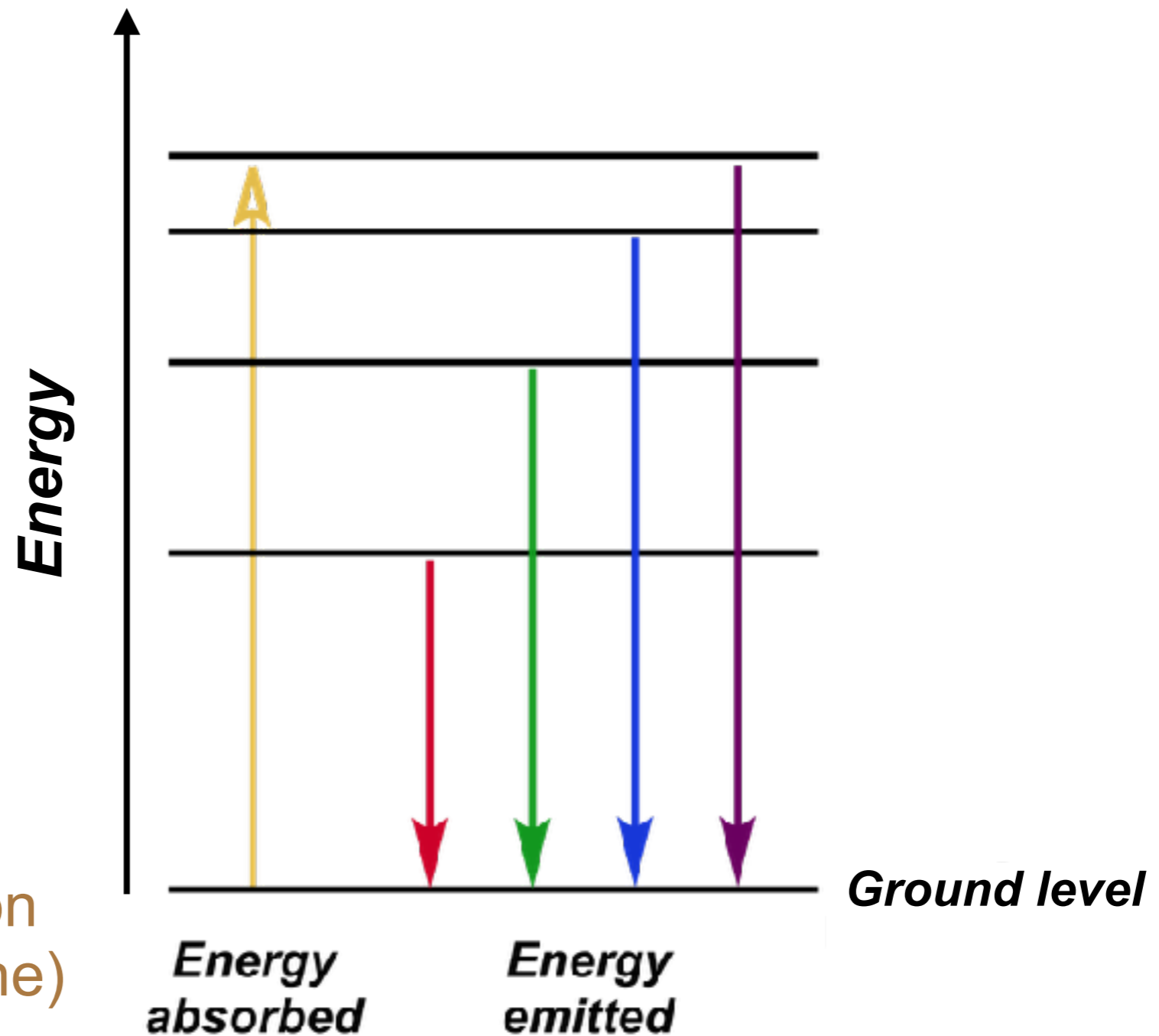
$$N_j(X^{+m}) = \frac{N_j(X^{+m}) N(X^{+m}) N(X) N(H)}{N(X^{+m}) N(X) N(H) N_e} N_e$$

Level population is the key for single ion emission

Ion in excited state decays to a lower energy, emitting a photon

How do I get the ion in and out an excited state?

- 1 - Electron-ion collision
- 2 - Photo-excitation (neglect this one)



The level population

$$N_j(X^{+m}) = \frac{N_j(X^{+m}) N(X^{+m}) N(X) N(H)}{N(X^{+m}) N(X) N(H) N_e} N_e$$

Statistical equilibrium - multi-level atom

$$\sum_{j>i} N_j N_e C_{ji}^d + \sum_{j<i} N_j N_e C_{ji}^e + \sum_{j>i} N_j A_{ji} =$$

In

Collisional
de-excitation
from higher levels

Collisional
excitation from
lower levels

Cascades from
higher levels

$$N_i \left(\sum_{j<i} N_e C_{ij}^d + \sum_{j>i} N_e C_{ij}^e + \sum_{j<i} A_{ij} \right)$$

Out

Collisional
de-excitation
to lower levels

Collisional
excitation to
higher levels

Cascades to
lower levels

$$\sum_i N_i = 1$$

Normalization condition

- 1 - Density determines # of electron-ion collisions
- 2 - Temperature determines collision rates C^d , C^e

The ion population

$$N_j(X^{+m}) = \frac{N_j(X^{+m})}{N(X^{+m})} \frac{N(X^{+m})}{N(X)} \frac{N(X)}{N(H)} \frac{N(H)}{N_e} N_e$$

The fundamental equation

- 1 - Electron-ion collisions
- 2 - Photo-ionization

$$\frac{dN_i}{dt} = N_e \left[N_{i-1} (\alpha^{ci} + \alpha^{ea}) + N_{i+i} (\alpha^{rr} + \alpha^{dr}) \right] + N_{i-1} P_{i-1} - N_i \left[N_e (\alpha^{ci} + \alpha^{ea} + \alpha^{rr} + \alpha^{dr}) + P_i \right]$$

$$\sum_{i=1}^N N_i = 1$$

Normalization condition

Creation of ion N_i

Destruction of ion N_i

This system of equations is used to calculate the charge state evolution of solar wind, flares etc...

The ion population

$$N_j(X^{+m}) = \frac{N_j(X^{+m})}{N(X^{+m})} \frac{N(X^{+m})}{N(X)} \frac{N(X)}{N(H)} \frac{N(H)}{N_e} N_e$$

The approximations:

Ionization equilibrium
No photoionization

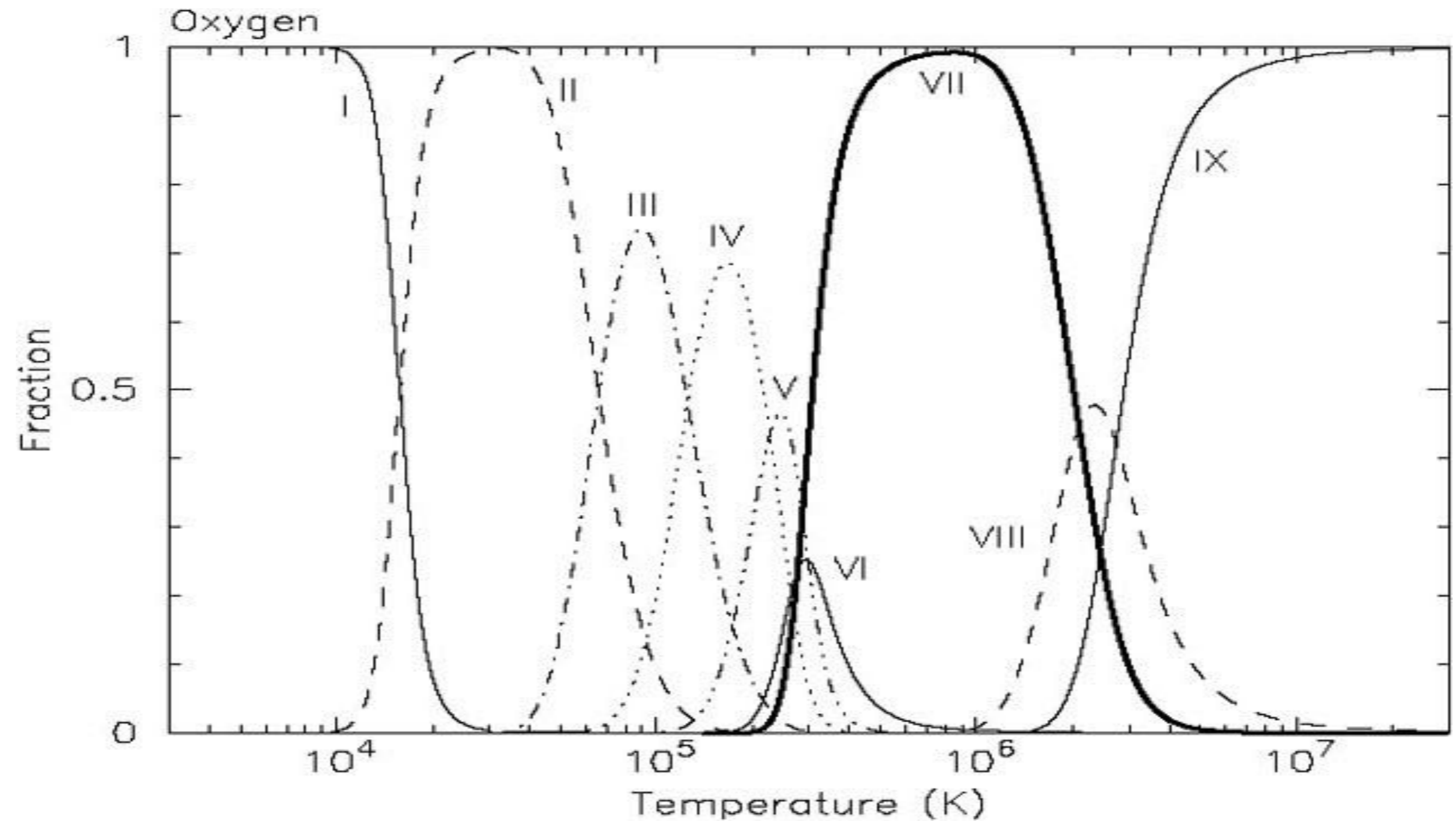
$$0 = N_e \left[N_{i-1} (\alpha^{ci} + \alpha^{ea}) + N_{i+i} (\alpha^{rr} + \alpha^{dr}) \right] - N_e N_i \left[\alpha^{ci} + \alpha^{ea} + \alpha^{rr} + \alpha^{dr} \right]$$

$$\sum_{i=1}^N N_i = 1$$

- 1 - No more dependence on electron density!
- 2 - Ion population only depends on T_e
- 3 - Rates are STRONGLY temperature dependent

The ionization balance

An ion can be associated to a temperature range



The other parameters

$$N_j(X^{+m}) = \frac{N_j(X^{+m})}{N(X^{+m})} \frac{N(X^{+m})}{N(X)} \frac{N(X)}{N(H)} \frac{N(H)}{N_e} N_e$$

Element abundance

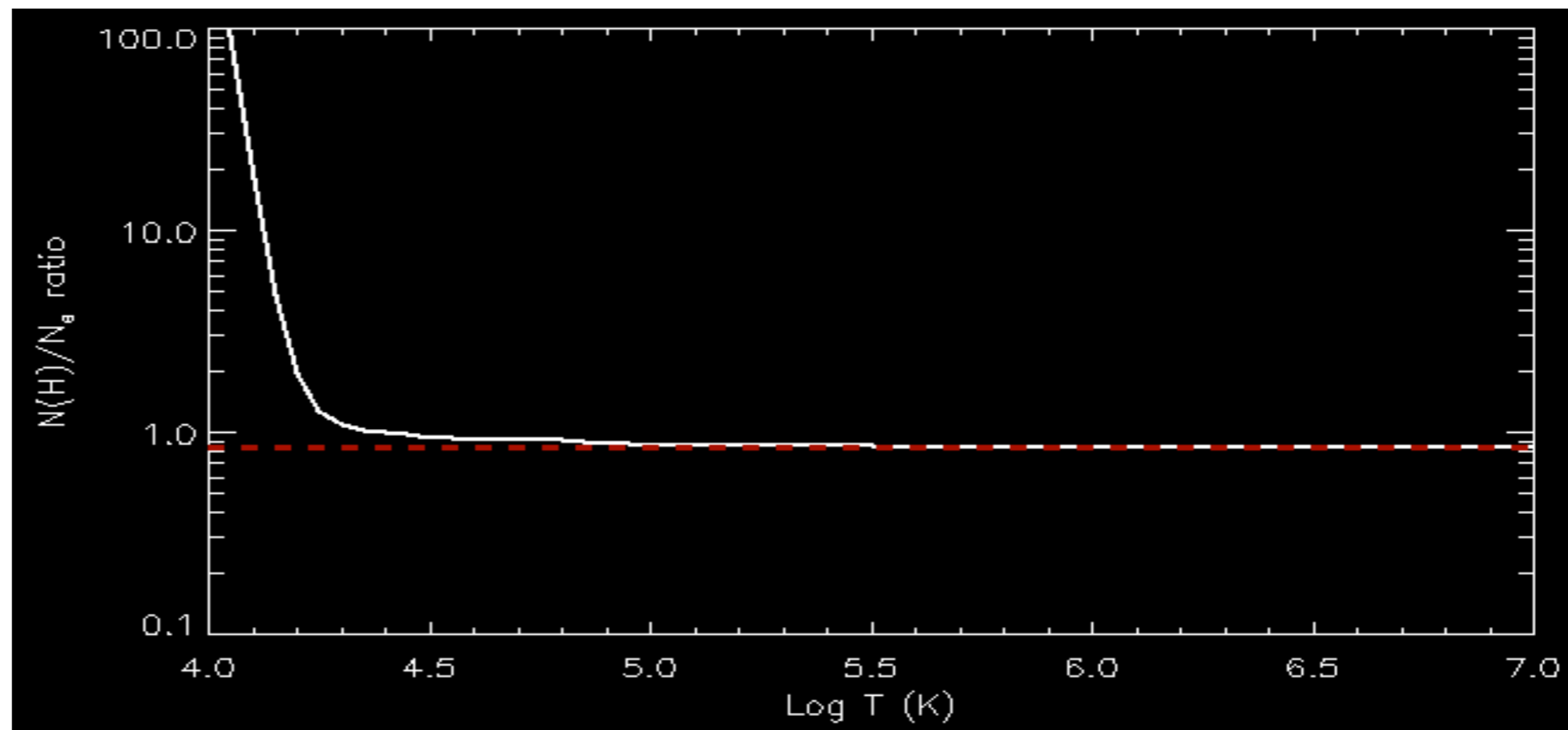
- Fixed for a given plasma
- May change along LOS
- Photosphere and corona have different composition — *the FIP effect*

The other parameters

$$N_j(X^{+m}) = \frac{N_j(X^{+m})}{N(X^{+m})} \frac{N(X^{+m})}{N(X)} \frac{N(X)}{N(H)} \frac{N(H)}{N_e} N_e$$

Hydrogen-electron ratio

Determined by H, He ionization



The final line flux

Define new quantities:

$$G(N_e, T_e) = \frac{N_j(X^{+m})}{N(X^{+m})} \frac{N(X^{+m})}{N(X)} \frac{N(X)}{N(H)} \frac{N(H)}{N_e} \frac{A_{ji}}{N_e} h\nu_{ji}$$

Contribution Function

$$\varphi(T_e) = N_e^2 \frac{dV}{dT_e}$$

Differential Emission Measure

$$\longrightarrow F = \frac{1}{4\pi d^2} \int_T G(N_e, T_e) \varphi(T_e) dT_e$$

- 1 — $G(T_e, N_e)$ describes atomic physics
(can calculate it beforehand with CHIANTI)
- 2 — DEM describes plasma properties
- 3 — LOS integration is now over temperature

I - Line intensity ratios

Most popular technique
Fast and easy!

$$R = \frac{F_1}{F_2} = \frac{\int_0^{\infty} G_1(T_e, N_e) \phi(T) dT}{\int_0^{\infty} G_2(T_e, N_e) \phi(T) dT} \sim \frac{G_1(T_e, N_e)}{G_2(T_e, N_e)}$$

Lines from the same ion:

$$R_{same} \sim \frac{\left[\frac{N_i(X^{+m})}{N(X^{+m})} \right]}{\left[\frac{N_j(X^{+m})}{N(X^{+m})} \right]}$$

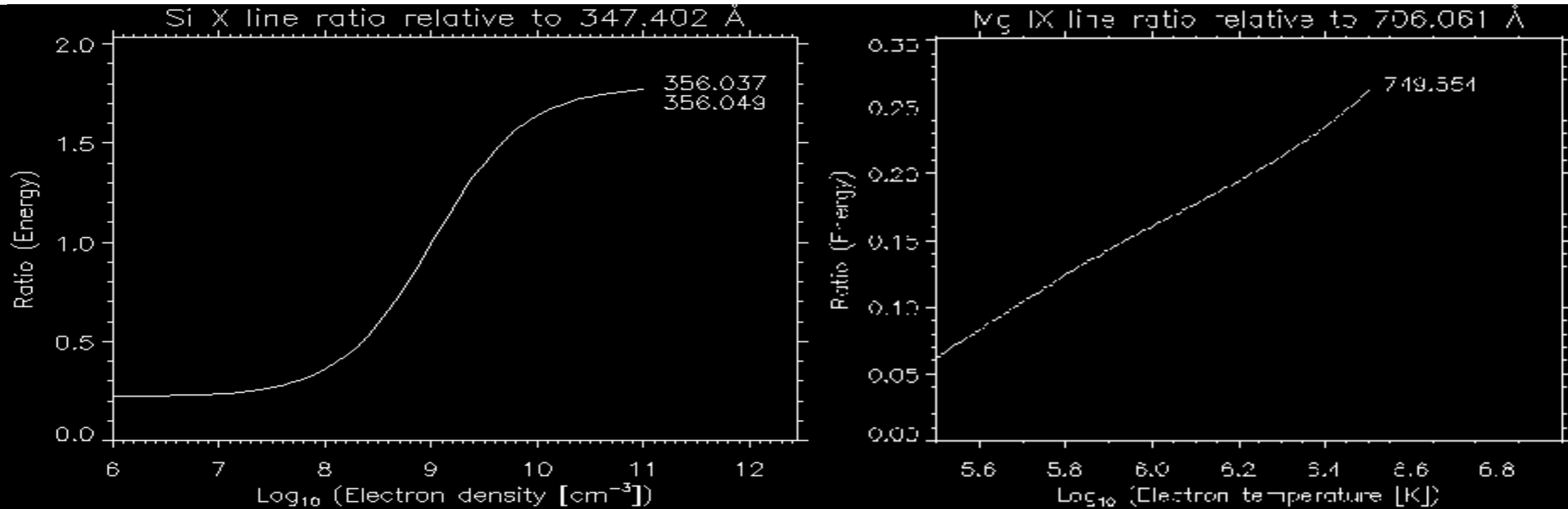
Lines from different ions
of the same element:

$$R_{diff} \sim R_{same} \frac{\left[\frac{N(X^{+m})}{N(X)} \right]}{\left[\frac{N(X^{+n})}{N(X)} \right]}$$

Lines from different elements:

$$R \sim R_{diff} \frac{N(X_1)}{N(X_2)}$$

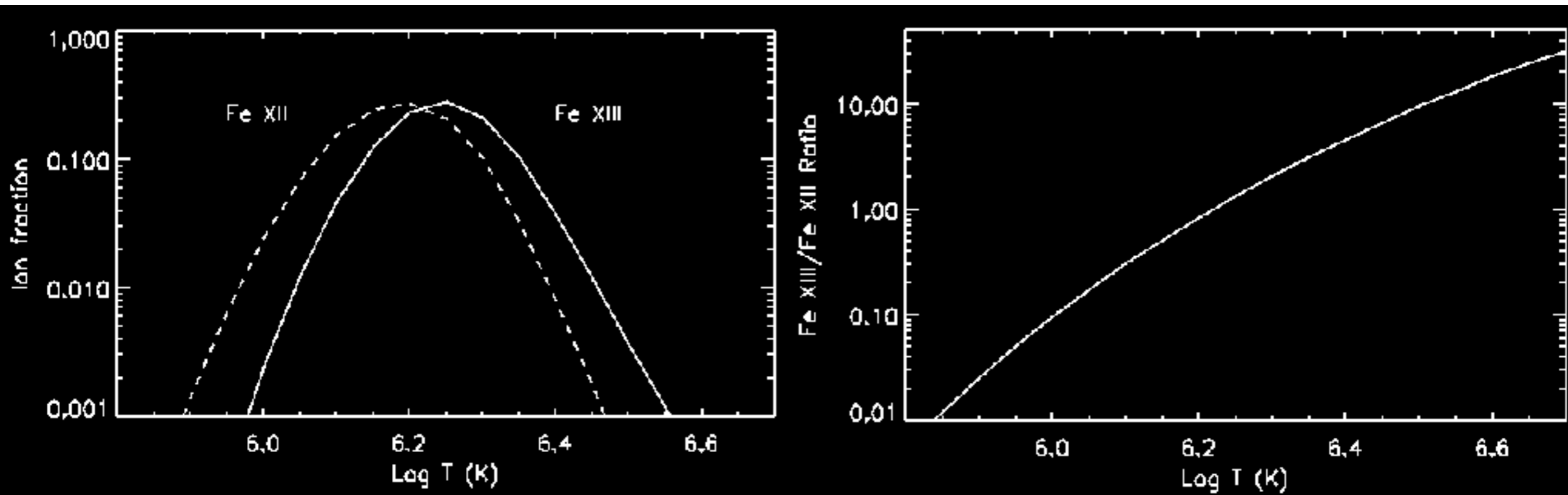
I - Line intensity ratios - same ion



Lines from the same ion - pros:

- *Ratio can be used for temperature and density diagnostics, or both*
- Ratio is independent of ion and element abundances
- Often there are many lines to choose from

I - Line intensity ratios - different ions



Lines from different ions

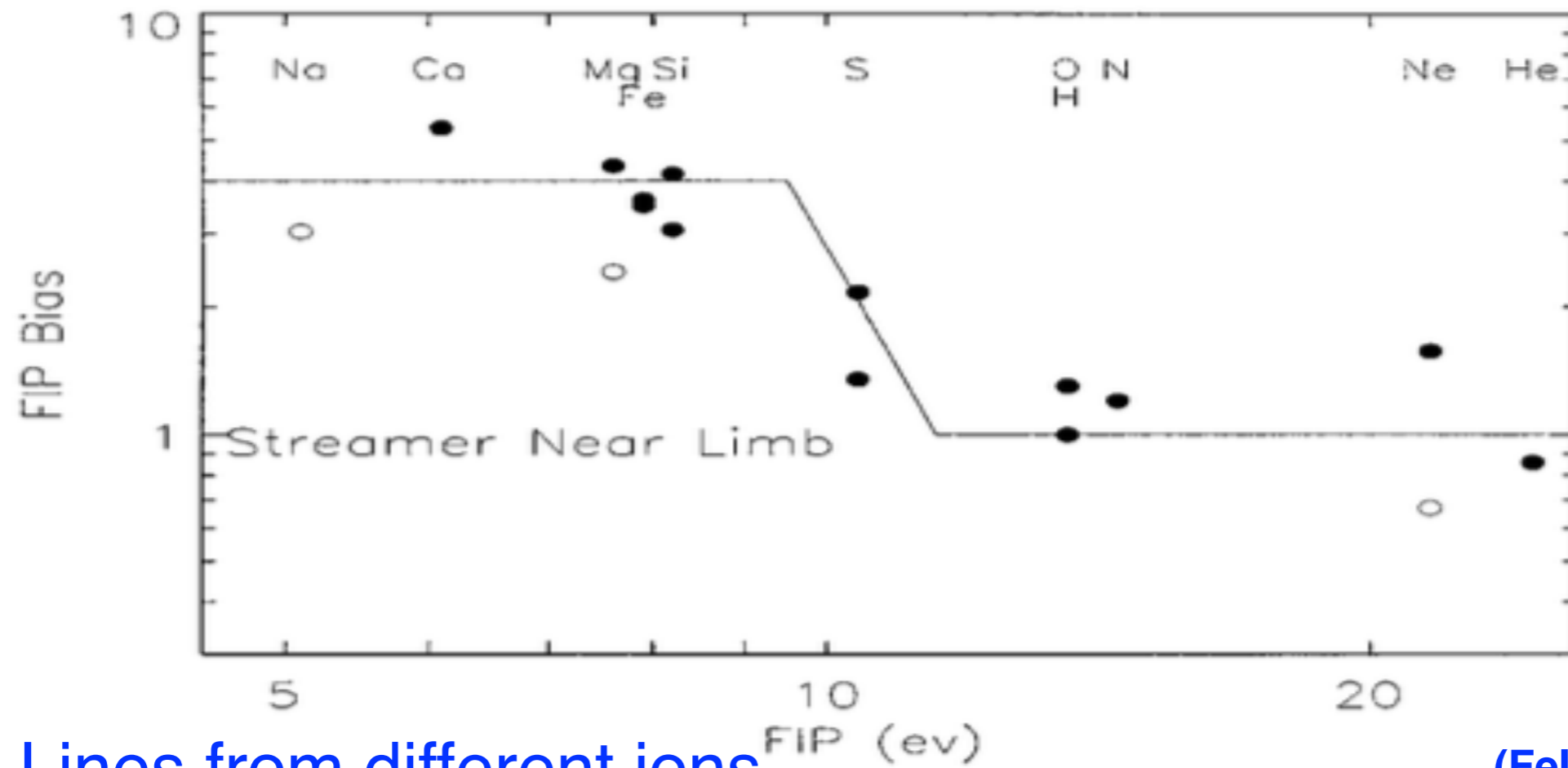
Pros:

- *Consecutive ions provide excellent T diagnostics*
- Element abundance is not a problem

Cons:

- Add ionization/recombination rate uncertainties
- They might be emitted by different plasmas

I - Line intensity ratios - different elements



$$FIP = \frac{\left[\frac{N(X)}{N(H)} \right]_{corona}}{\left[\frac{N(X)}{N(H)} \right]_{photos.}}$$

Lines from different ions

(Feldman et al. 1998)

Pros:

- *Study relative abundances, FIP effect*

Cons:

- Need to know plasma T, N_e beforehand
- Need ions formed at the same temperature

II - Thermal structure diagnostics

(Landi et al. 2002)

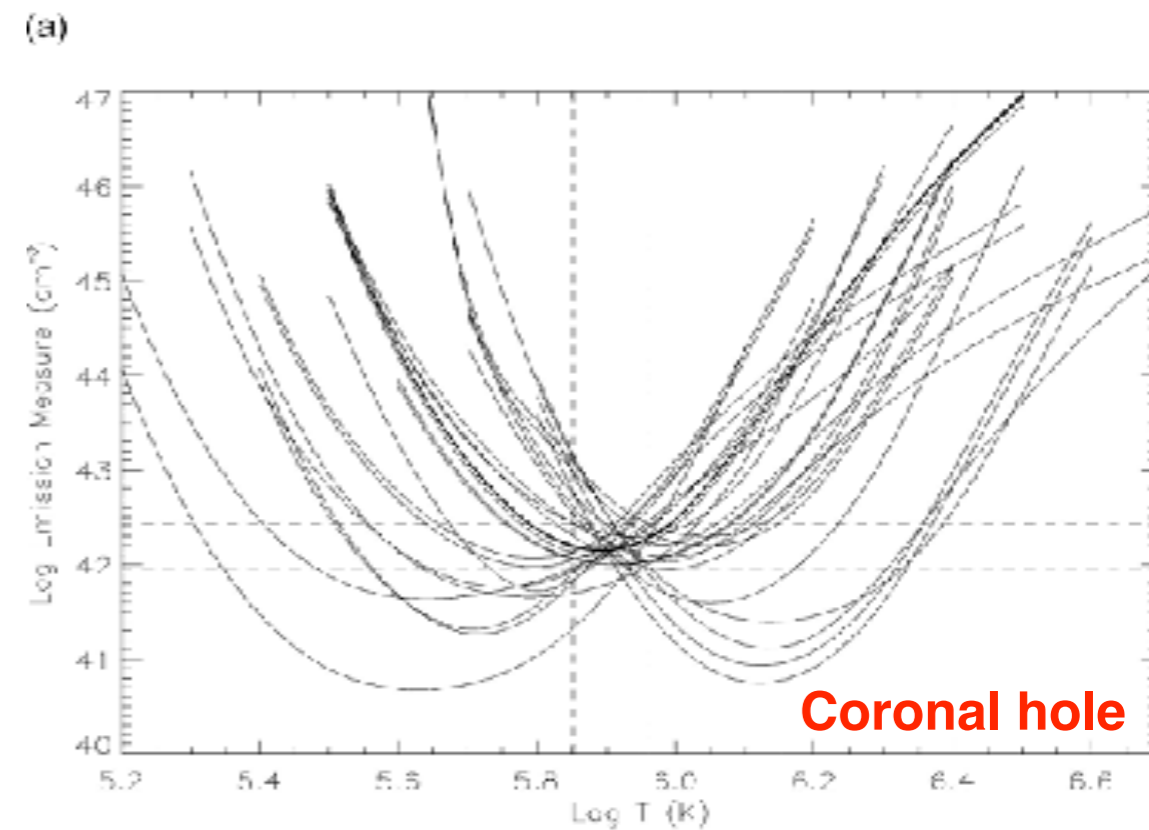
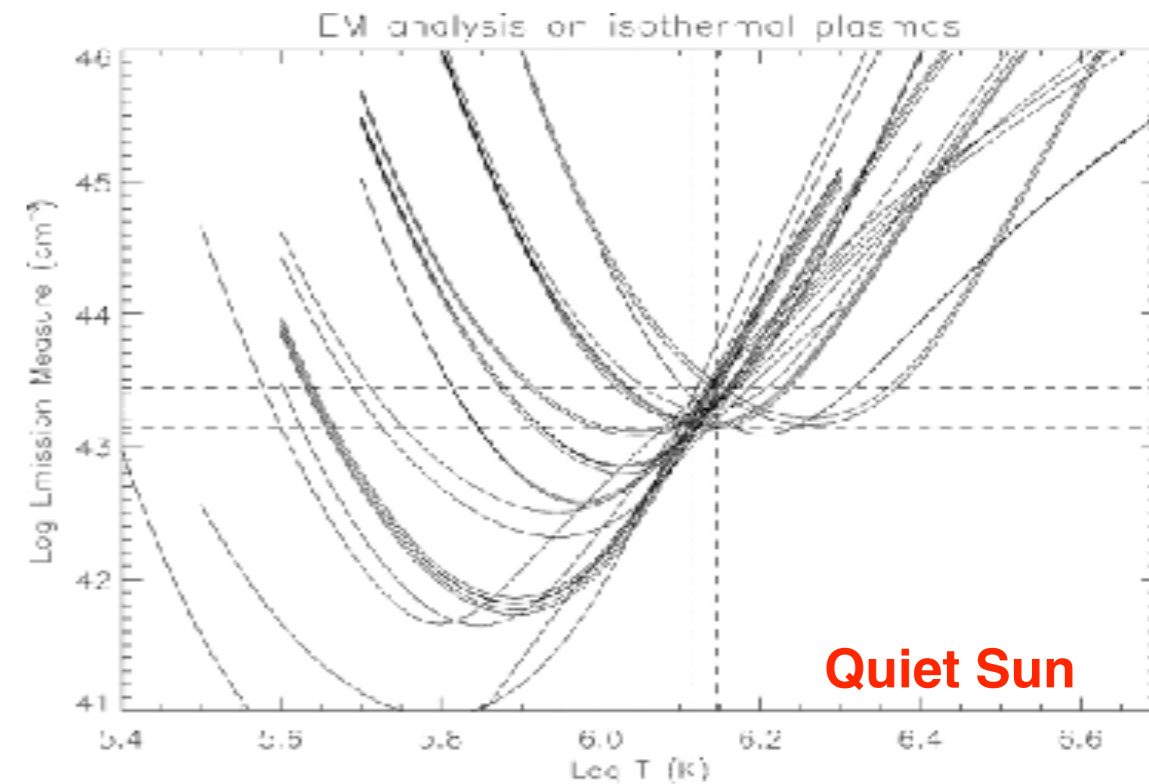
Isothermal plasma:

$$\left\{ \begin{array}{l} F = \frac{1}{4\pi d^2} \int G(N_e, T_e) N_e^2 dV \\ EM = N_e^2 V \end{array} \right.$$

$$\rightarrow F = \frac{G(N_e, T_e^{pl})}{4\pi d^2} EM$$

Can determine the EM (maybe N_e) and T_e from density-insensitive lines of different ions:

$$EM(T_e) = 4\pi d^2 \frac{F}{G(N_e, T_e)} = EM \frac{G(N_e, T_e^{pl})}{G(N_e, T_e)}$$



(b)

(Landi 2008)

II - Thermal structure diagnostics

(Hahn et al. 2011)

Multithermal plasma:

$$F = \frac{1}{4\pi d^2} \int G(N_e, T_e) \phi(T_e) dT$$

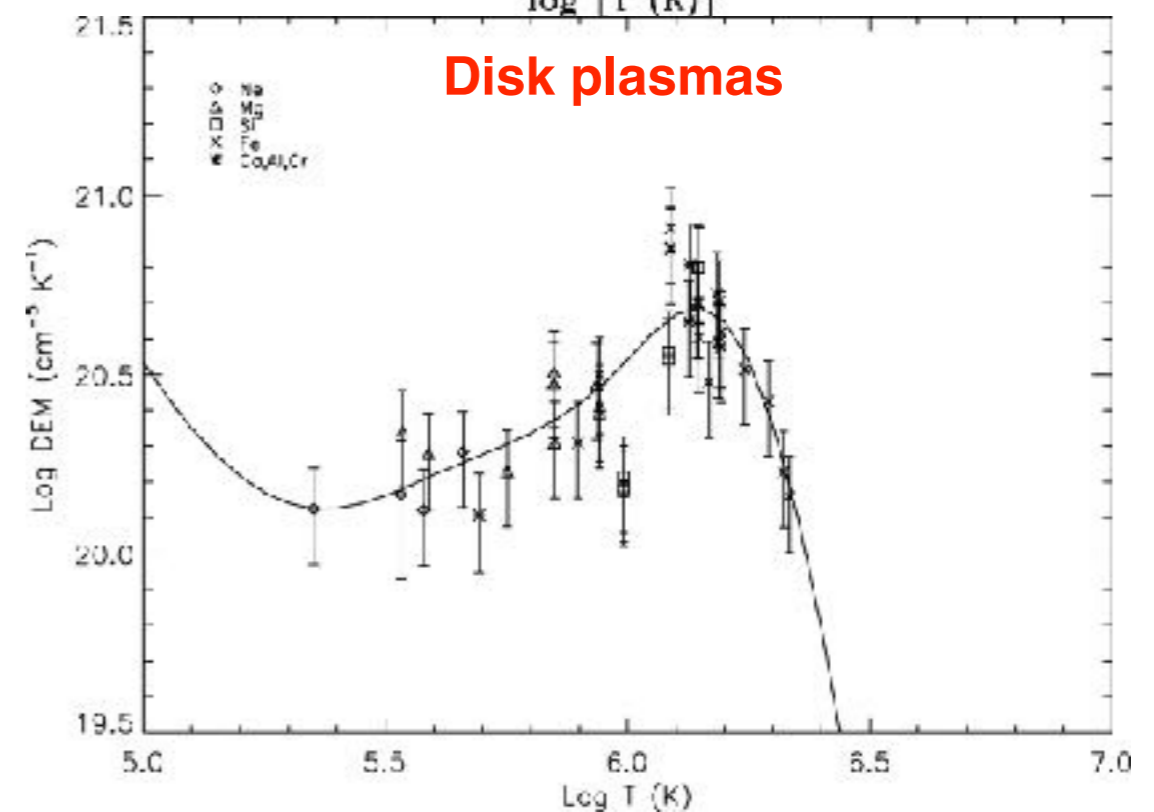
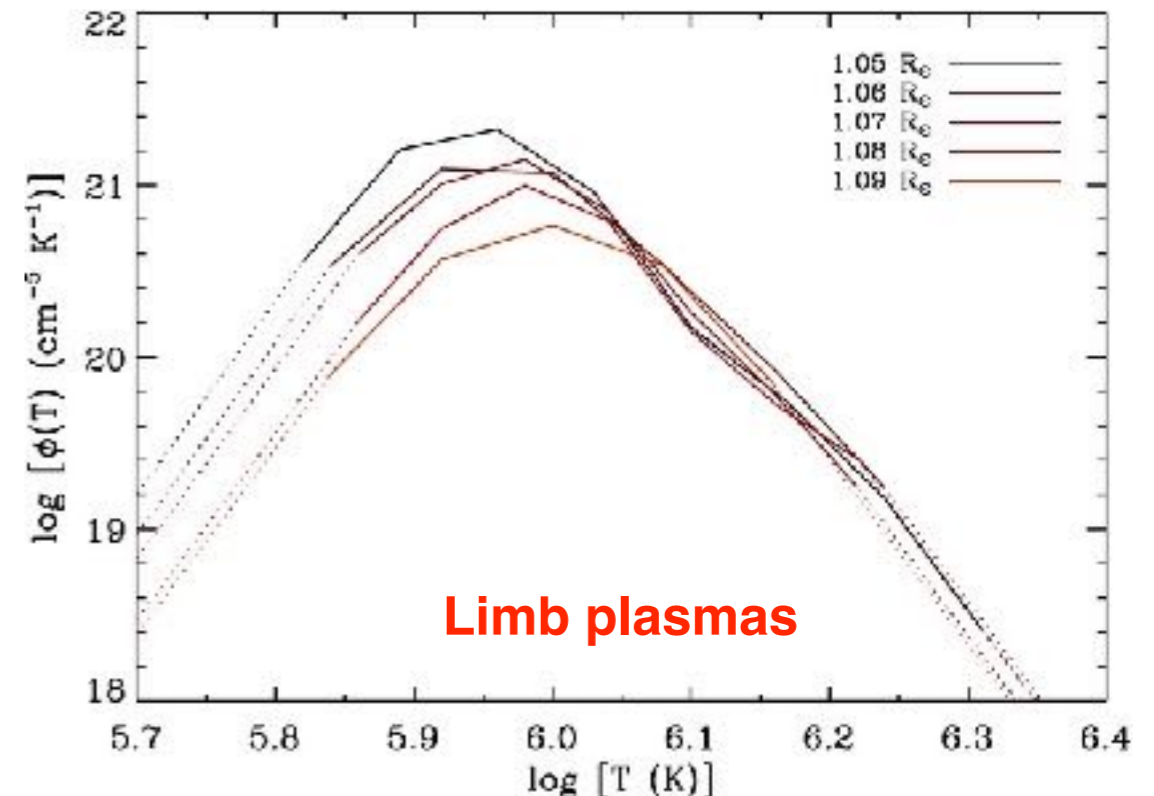
Need to determine $\phi(T_e)$

Three main methods:

- Iterative techniques
- Inversion techniques
- Monte Carlo techniques

Two main problems:


- Non-unique solution
- Need lines from many ions



(Brosius et al. 2008)

III - Line width diagnostics

Line profile - key facts:

$$FWHM = \frac{v_{ji}}{c} \sqrt{4 \ln 2 \left(\frac{2k_B T_{ion}}{M_{ion}} + V_{nth}^2 \right)}$$


Thermal motions
(ion temperature)

Non-thermal motions

Rotation
Oscillations
Turbulence
Explosive motions

Problem:

*You have two unknowns
in one observable*

III - Line width diagnostics

(Hahn et al. 2012)

Dealing with FWHM:

$$FWHM = \frac{\lambda_{ji}}{c} \sqrt{4 \ln 2 \left(\frac{2k_B T_{ion}}{M} + v_{nth}^2 \right)}$$

1 - Measure *Effective Velocity*

$$v_{eff}^2 = \frac{2k_B T_{ion}}{M} + v_{nth}^2$$

2 - Common assumptions

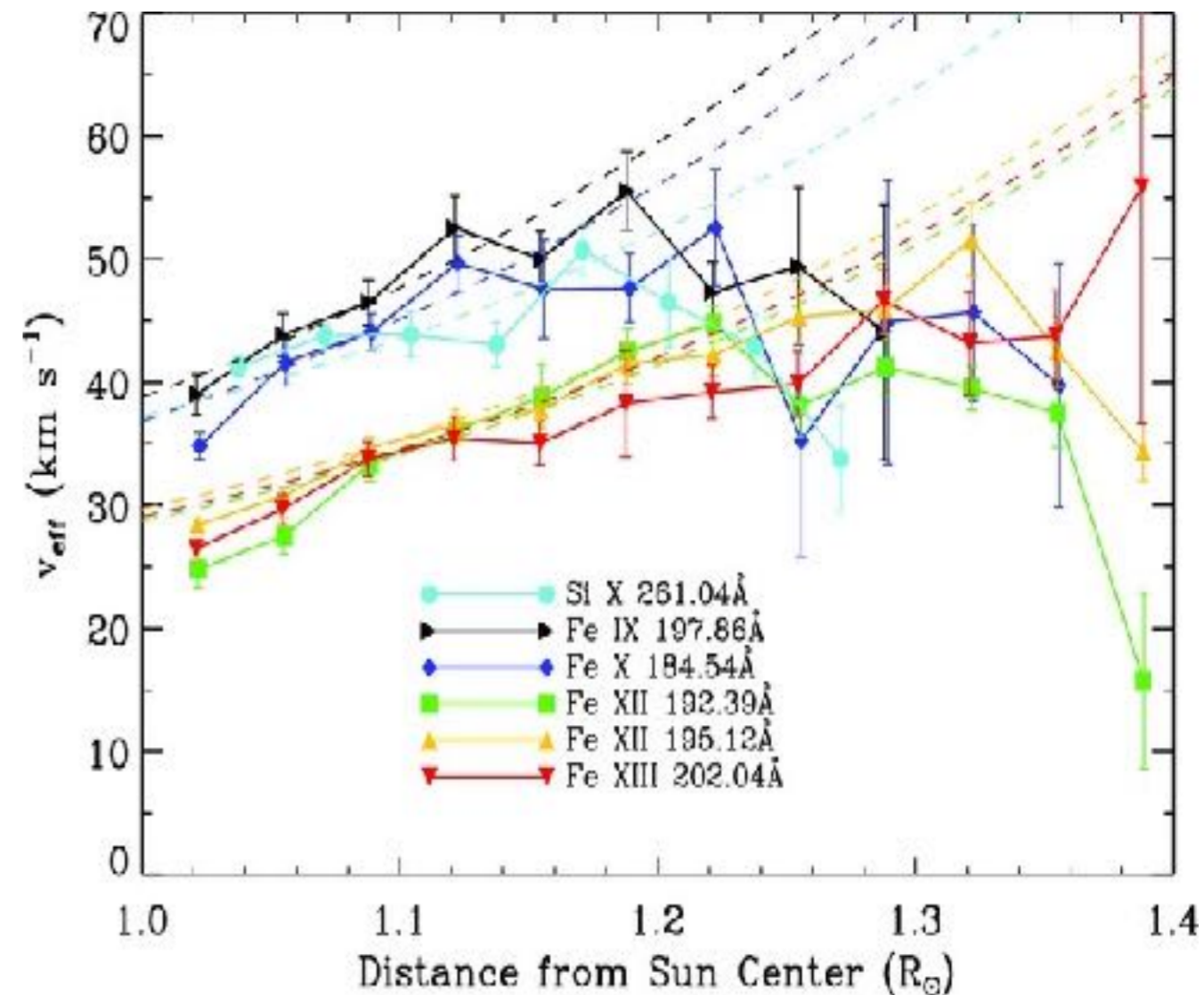
Assume $T_{ion} = T_e$

Assume v_{nth}

Get v_{nth}

Get T_{ion}

These assumptions are not always justified



IV - Ion temperature

Dealing with FWHM:

$$FWHM = \frac{\lambda_{ji}}{c} \sqrt{4 \ln 2 \left(\frac{2k_B T_{ion}}{M} + v_{nth}^2 \right)}$$

3 - If you consider many lines (*Tu et al. 1998*)

Step 1: Simply determine upper limits to T_{ion} and v_{nth}

$$T_{ion} < T_{ion}^{\max} \quad v_{nth} < v_{nth}^{\max}$$

Step 2: Assume v_{nth} is the same for all

Determine maximum v_{nth} value among all lines

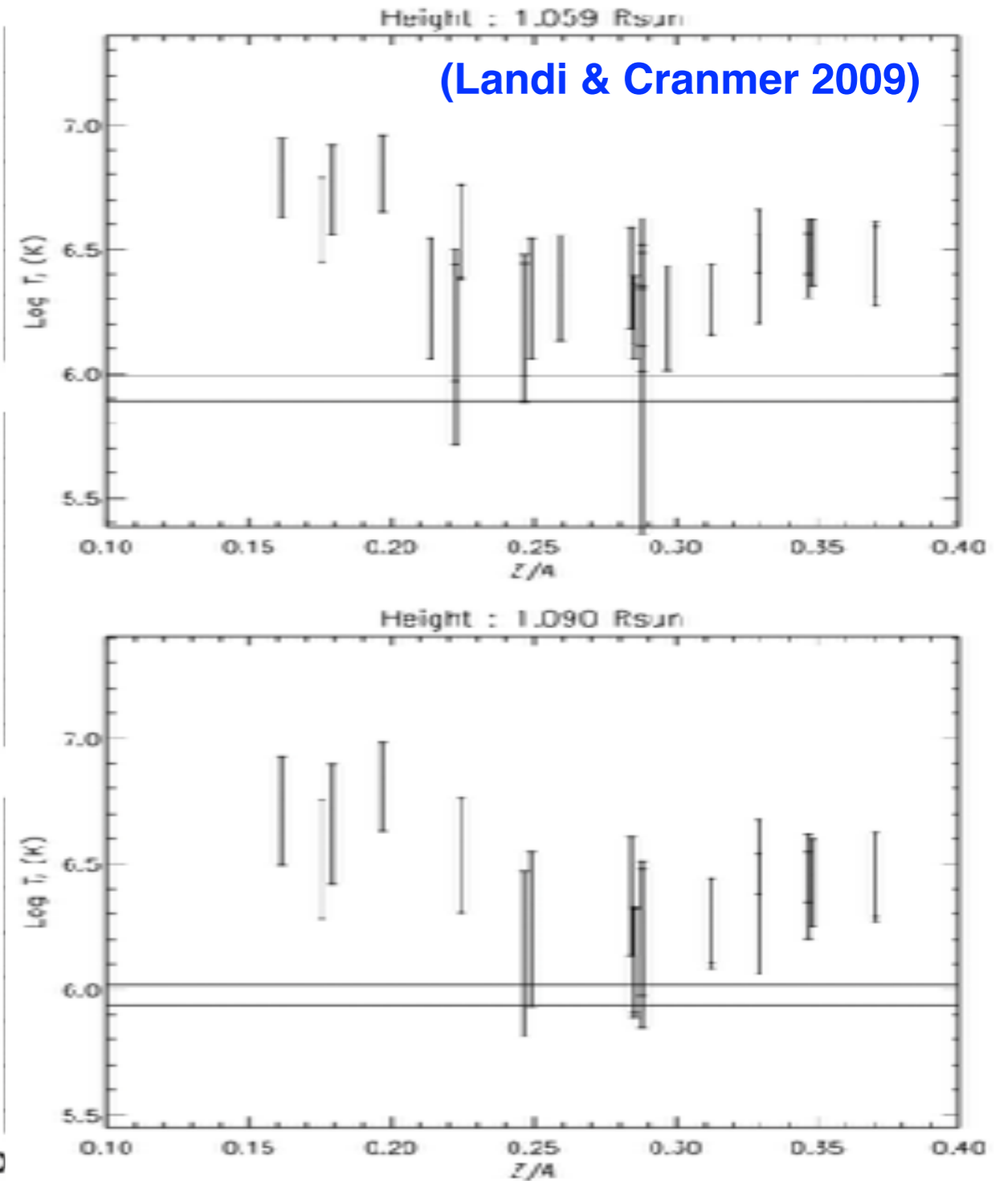
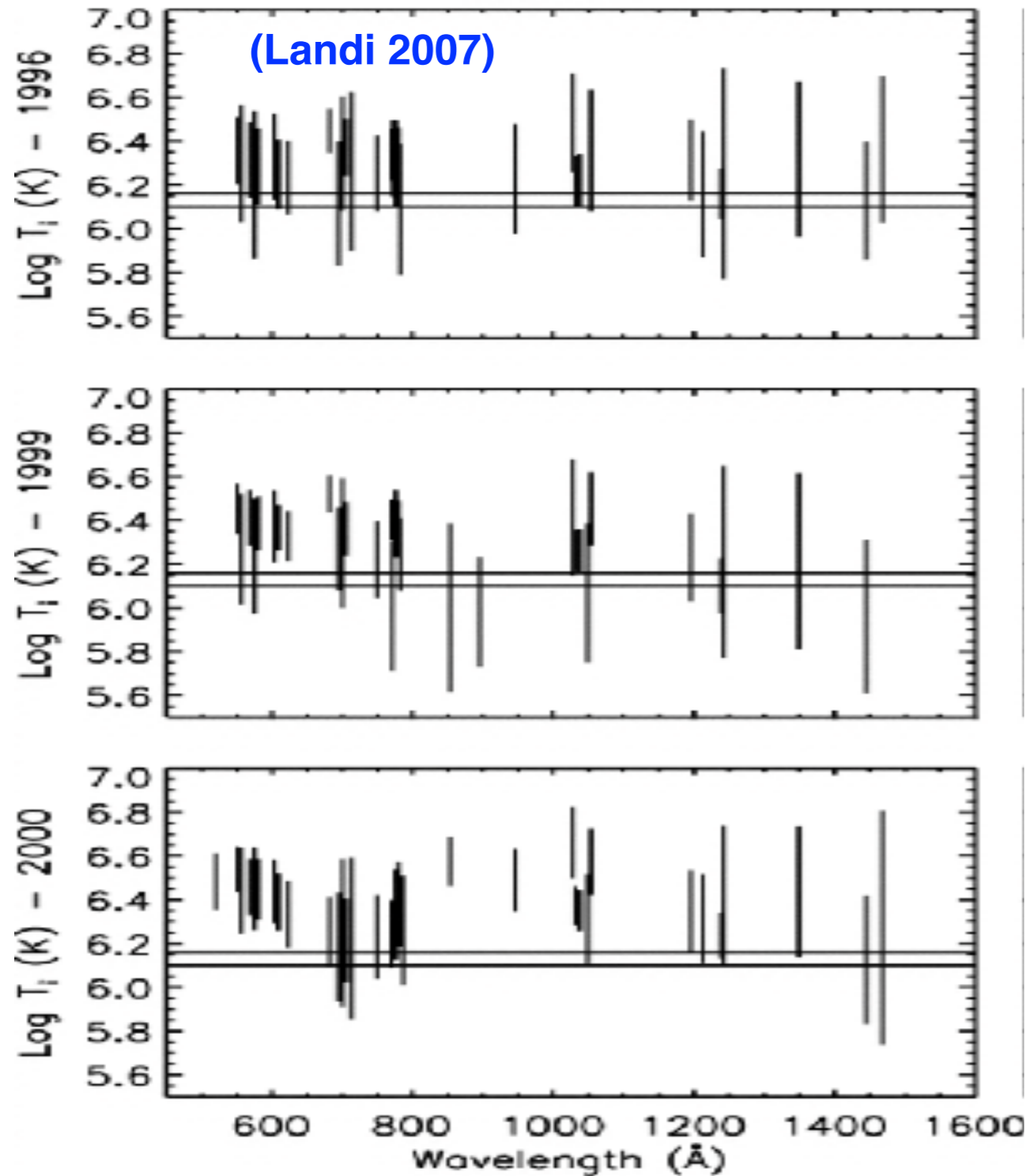
$$v_{nth} < \min(v_{nth}^{\max}) = v_{\min} \longrightarrow T_{ion} > T_{ion}(v_{\min})$$

\longrightarrow Determine T_{ion} range

IV - Ion temperature

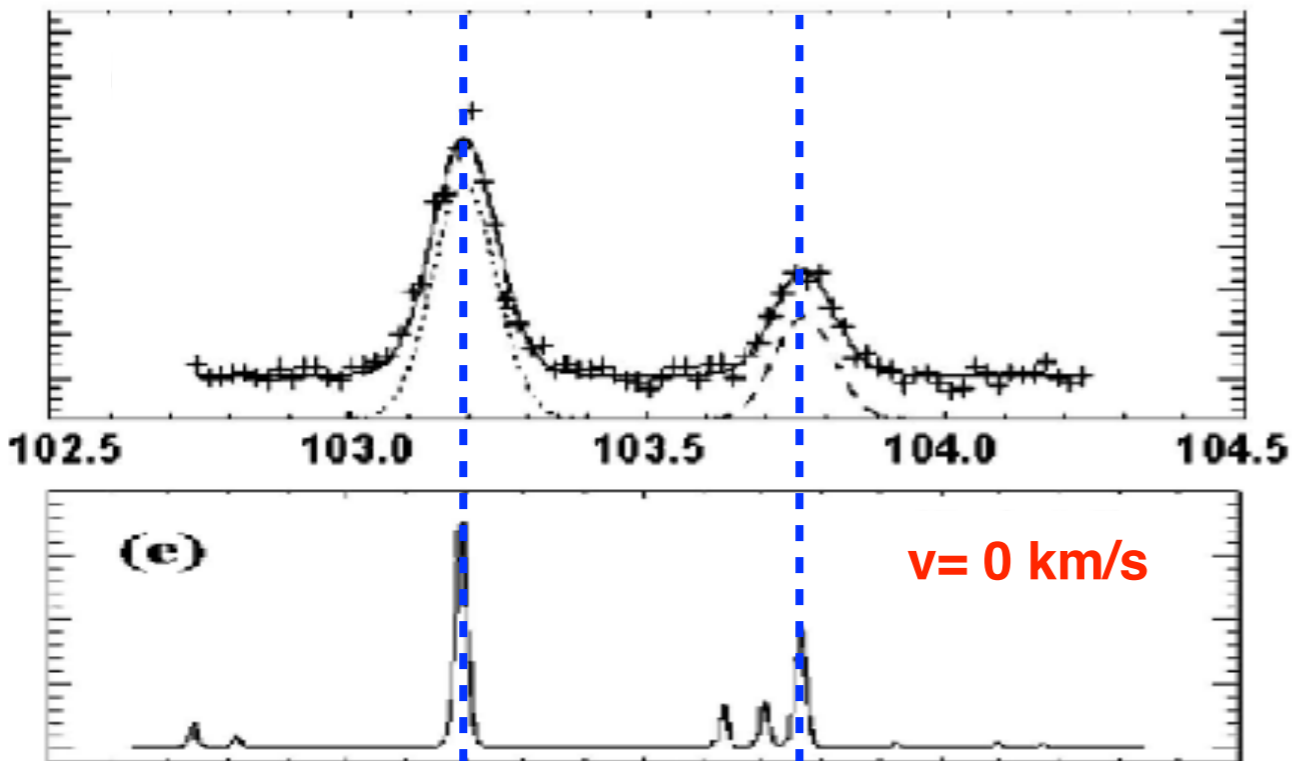
Off disk streamer

Off disk coronal hole



V - Solar wind speed

(Kohl et al. 2001)

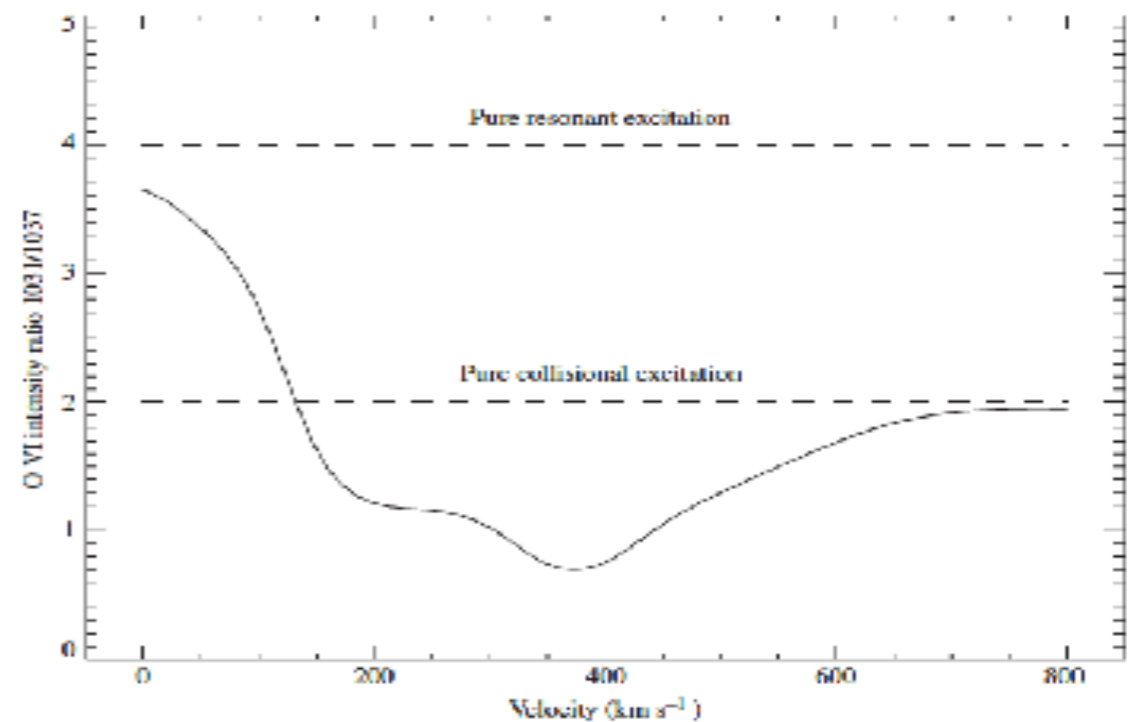


Increasing wind speed
changes O VI 1031/1037 ratio

Intensity ratio is constant

Resonant scattering
depends on C II lines

Doppler shifts favor the
weaker O VI line



(Cranmer et al. 1999)